


~~TOP SECRET~~

UNCLASSIFIED



*Regraded unclassified after
Removal of materiel that was
not declassified*

DECLASSIFIED

E.O. 11652, Sec 3 (E) AND 5 (D) OR (E)

Per ATTACHED No D letter

By *pc* DAMH, Date *16 Jun 06*

CMH 2-82

DRAFT
VOLUME 11
BOOK 1
HISTORY OF STRATEGIC AIR AND
BALLISTIC MISSILE DEFENSE
1956-1962 (U)

05-M-0753

Control No. *0024*

~~TOP SECRET~~ ~~Atomic Energy Act of 1954~~

SANITIZED

UNCLASSIFIED

~~TOP SECRET~~ RESTRICTED DATA ATOMIC ENERGY ACT OF 1954

UNCLASSIFIED



BDM/W-119-75-TSRD
COPY 20

1920 Aline Avenue
Vienna, Virginia 22180
Phone (703) 893-0750.

21 May 1975

BDM/W-75-090-TR

Contract No. DAAG39-75-C-0073

This material contains Restricted Data as defined in the Atomic Energy Act of 1954. Its dissemination or disclosure to any unauthorized person is prohibited. Classified by: DD254, January 6, 1975 Contract DAAG39-75-C-0073 and other applicable guidance sources.

DRAFT
VOLUME II
BOOK I
HISTORY OF STRATEGIC AIR AND
BALLISTIC MISSILE DEFENSE
1956-1962 (U)

This draft report is submitted to the Department of the Army, Chief of Military History, Washington, D.C. 20315.

~~TOP SECRET~~ RESTRICTED DATA ATOMIC ENERGY ACT OF 1954

Formerly Braddock, Dunn and McDonald, Inc.

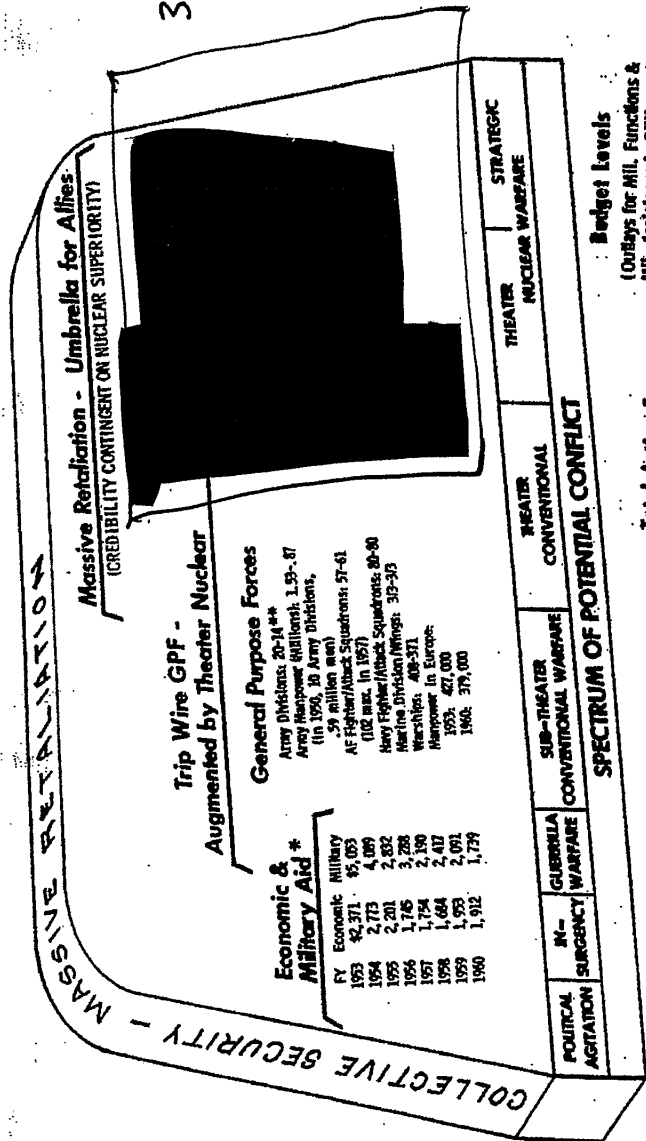
UNCLASSIFIED

OSD
3.3 (A)(4)(5)

~~SECRET~~
UNCLASSIFIED

~~SECRET~~

UNCLASSIFIED



Budget Levels
(Outlays for Mil. Functions & Mil. Assistance in Billions of 1964 Dollars):

1953	\$60.7	1957	\$45.5
1954	56.3	1958	45.8
1955	48.6	1959	46.7
1956	44.7	1960	46.1

Total Active Forces
3.6 Million (1953)
2.5 Million (1960)

* Deliveries, excluding Military Assistance, Services furnished (Converted to constant dollars using arms index as that for total DoD Budget).
** Includes those training divisions that did not have a combat assignment.

Figure 11-1 (U). Eisenhower Strategy 1953-1960 (U)

~~SECRET~~
UNCLASSIFIED

WHEN REDACTED

~~SECRET~~

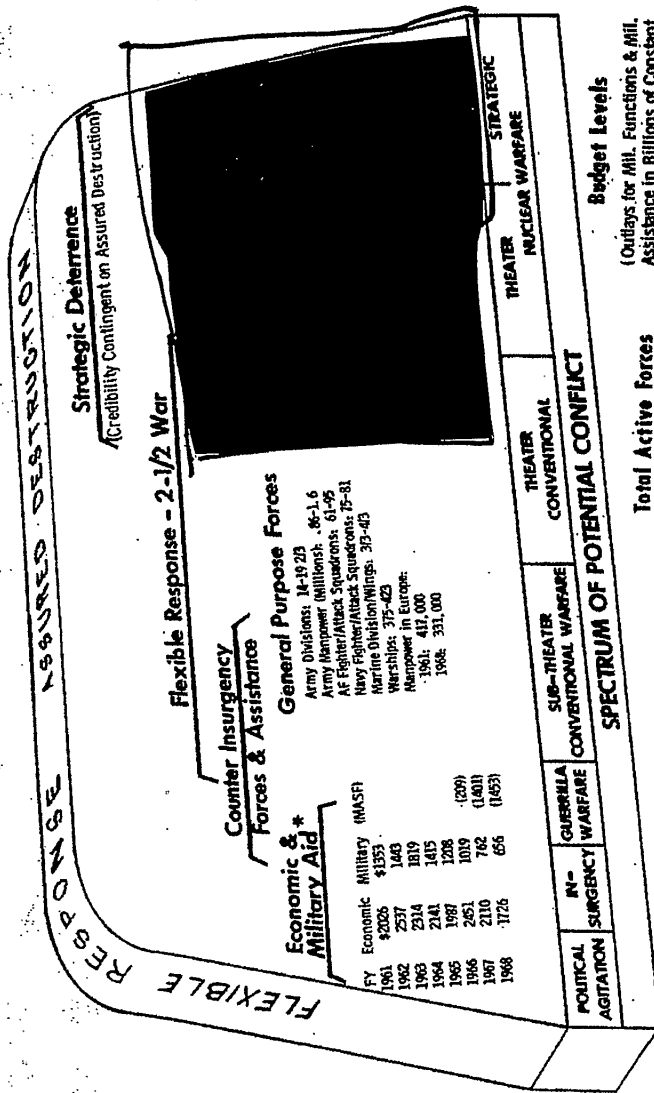
UNCLASSIFIED

OSD
3.3(b)(4)(E)

UNCLASSIFIED

~~SECRET~~

UNCLASSIFIED



Budget Levels

(Outlays for Mil. Functions & Mil. Assistance in Billions of Constant 1964 Dollars):

1961	\$46.5	1965	\$65.3
1962	50.3	1966	51.2
1963	51.0	1967	61.7
1964	50.8	1968	68.4

Total Active Forces

2.5 Million (1961)
2.7 Million (1964)
3.5 Million (1968)

* Deliveries, excluding Military Assistance, Service funded (Converted to constant dollars using same index as that for total DoD Budget).

Figure 11-4 (U). Kennedy-Johnson Strategy 1961-1968 (U)

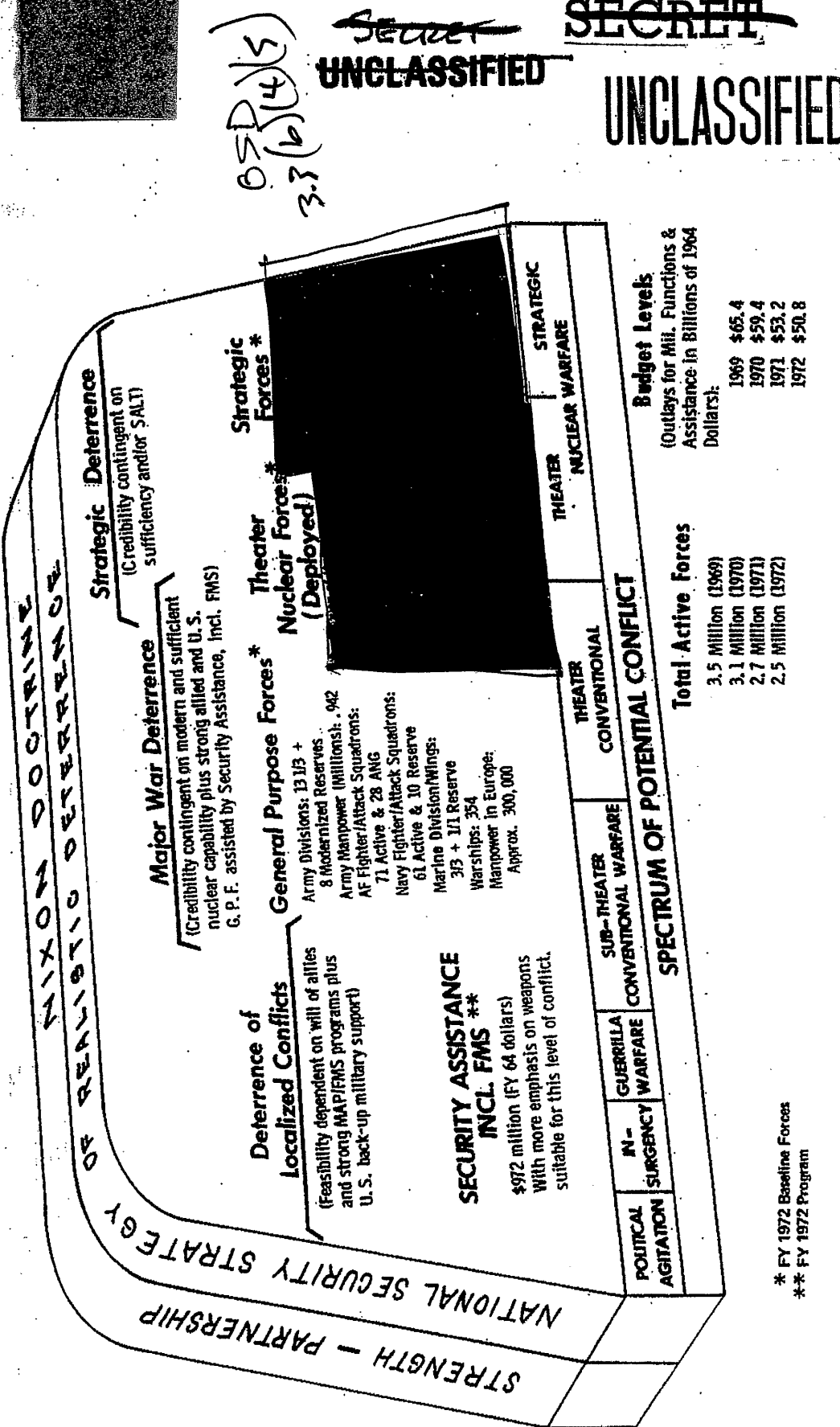
11-43

~~SECRET~~
UNCLASSIFIED

WHEN REDACTED

~~SECRET~~

UNCLASSIFIED



OSD (4) (S)
3.3 (b) (4) (S)

~~SECRET~~
UNCLASSIFIED

~~SECRET~~
UNCLASSIFIED

Figure 11-6 (U). Nixon Strategy for Peace (U)

* FY 1972 Baseline Forces
** FY 1972 Program

11-64

~~SECRET~~
UNCLASSIFIED

~~SECRET~~
UNCLASSIFIED

WHEN REDACTED
UNCLASSIFIED